

MATHEMATICS

Grade 1

**English/
IsiXhosa**

**Learner
Activity
Book**

2020 TERM 4

Introduction

This resource pack has forty numbered daily activities for classwork and homework. The activities correspond to the activities in the lesson plans. The daily lesson should be followed by classwork and then homework.

Answers to the activities can be written in this book.

These resources are bilingual. We hope that presenting the activities in two languages will help learners to learn the maths words in both their home language and in English. This will equip them for lifelong learning of maths.

If learners work systematically through these maths activities, they will cover the whole curriculum. Hopefully these activities will be a fun way to help them acquire this maths knowledge.

Intshayelelo

Lo mqulu wemisebenzi yabafundi unemisebenzi yemihla ngemihla engamashumi amane eneenombolo, elungiselelwe imisebenzi yaseklasini neyasekhaya. Le misebenzi ihambelana nemisebenzi ekwizicwangciso zezifundo. Iimpindulo zale misebenzi zingabhalwa apha encwadini.

Le miqulu ibhalwe ngeelwimi ezimbini. Siyathemba ukuba ukusebenzisa iilwimi ezimbini kuya kubanceda abafundi bafunde amagama emathematika ngolwimi lwasekhaya isiXhosa nangesiNgesi. Ukwenza njalo kuya kubaxhobisa bakulungele ukufunda imathematika ubomi babo bonke.

Ukuba abafundi bathi gqolo ukwenza imisebenzi yabo yemathematika, baya kuyigqiba yonke ikharithulam. Siyathemba ukuba le misebenzi ilapha iya kuba yindlela enoyolo yokubanceda ekufumaneni ulwazi lwemathematika.

Contents

Ikota 4 Isifundo 1 Fumana inani elishiyiweyo (1)	1
Ikota 4 Isifundo 2 Fumana inani elishiyiweyo (2)	3
Ikota 4 Isifundo 3 Ukudibanisa nokuthabatha	5
Ikota 4 Isifundo 4 Uvavanyo	6
Ikota 4 Isifundo 5 Amanani ukuya kuma-99 (1)	7
Ikota 4 Isifundo 6 Amanani ukuya kuma-99 (2)	10
Ikota 4 Isifundo 7 Amanani ukuya kuma-99 (3)	12
Ikota 4 Isifundo 8 Ukucwangcisa nokuthelekisa amanani (1)	15
Ikota 4 Isifundo 9 Ukucwangcisa nokuthelekisa amanani (2)	17
Ikota 4 Isifundo 10 Uvavanyo	19
Ikota 4 Isifundo 11 Ikhulu elinye	20
Ikota 4 Isifundo 12 Ukucwangcisa amanani ukuya kwi-100	24
Ikota 4 Isifundo 13 Ukucwangcisa amanani ukuya kwi-100 (2)	26
Ikota 4 Isifundo 14 Ukwakha nokucalula i-100	29
Ikota 4 Isifundo 15 Ukudibanisa nokuthabatha ama-10	32
Ikota 4 Isifundo 16 Uvavanyo	35
Ikota 4 Isifundo 17 Ukudibanisa nokuthabatha	36
Ikota 4 Isifundo 18 Ukudibanisa nokuthabatha (2)	39
Ikota 4 Isifundo 19 Ukudibanisa nokuthabatha (3)	40
Ikota 4 Isifundo 20 Uvavanyo	42
Ikota 4 Isifundo 21 Iingxaki zamagama zokudibanisa nokuthabatha (1)	43
Ikota 4 Isifundo 22 Iingxaki zamagama zokudibanisa nokuthabatha (2)	45
Ikota 4 Isifundo 23 Imali yaseMzantsi Afrika	47
Ikota 4 Isifundo 24 Ukuphinda kabini	49
Ikota 4 Isifundo 25 Ukusebenza ngemali	52
Ikota 4 Isifundo 26 Izibalo zemali	54
Ikota 4 Isifundo 27 Uvavanyo	56
Ikota 4 Isifundo 28 Ukusebenza ngeenkukacha (1)	57
Ikota 4 Isifundo 29 Ukusebenza ngeenkukacha (2)	62
Ikota 4 Isifundo 30 Uvavanyo	65

Ikota 4 Isifundo 31 Ixesha (1)	66
Ikota 4 Isifundo 32 Ixesha (2)	69
Ikota 4 Isifundo 33 Ixesha (3)	72
Ikota 4 Isifundo 34 Ixesha (4)	75
Ikota 4 Isifundo 35 Uvavanyo	78
Ikota 4 Isifundo 36 Ukuhlela	79
Ikota 4 Isifundo 37 Ukwabelana/Ukwahlulelana	81
Ikota 4 Isifundo 38 Ukwahlula kubini	84
Ikota 4 Isifundo 39 Uvavanyo	87
Ikota 4 Isifundo 40 Ukulungela ibanga lesi-2	88
Ibhodi yekhulu (izifundo ezininzi)	93
Itheyibhile yexabiso lendawo (izifundo ezininzi)	95
Ikhanda yemozulu (Isifundo 37)	97
Amashumi ashicilelweyo – alungele abafundi (izifundo ezininzi)	99
Amakhadi amanani angamashumi (izifundo 12-14)	101
Amakhadi amanani ukusuka ku-1 ukuya kwi-100 (izifundo 3, 11-14)	103
Imisiko yemali – eziinkozo/iingqekembe (izifundo 23-26)	109
Imisiko yemali – engamaphepha (izifundo 23-26)	111

Term 4 Lesson 1

Ikota 4 Isifundo 1

Find the missing number (I)

Fumana inani elishiyiweyo (I)

CLASSWORK UMSEBENZI WASEKLASINI

Find the missing number in the number bond tables.

Fumana inani elishiyiweyo kwiitheyibhile zeebhondi zamanani.

Write the number sentence that you used to solve the problem on the line.

Bhala emgceni isivakalisi manani osisebenzisileyo ukusombulula ingxaki.

a $7 + \square = 15$

15	
7	

b $\square + 6 = 11$

11	
	6

c $9 + \square = 12$

12	
	9

d $8 + \square = 14$

14	
8	

e $\square + 9 = 18$

18	
	9

f $9 + \square = 16$

16	
9	

HOMEWORK UMSEBENZI WASEKHAYA

Find the missing number in the number bond tables.

Fumana inani elishiyiweyo kwithejibhile zeebhondi zamanani.

Write the number sentence that you used to solve the problem on the line.

Bhala emgweni isivakalisi manani osisebenzisileyo ukusombulula ingxaki.

a $5 + \square = 13$

13	
5	

b $\square + 6 = 12$

12	
	6

Term 4 Lesson 2

Ikota 4 Isifundo 2

Find the missing number (2)

Fumana inani elishiyiweyo (2)

CLASSWORK UMSEBENZI WASEKLASINI

Find the missing number in the number bond tables.

Fumana inani elishiyiweyo kwiitheyibhile zeebhondi zamanani.

Write the number sentence that you used to solve the problem on the line.

Bhala emgceni isivakalisi manani osisebenzisileyo ukusombulula ingxaki.

a $14 - \square = 6$

14	
	6

b $\square - 7 = 5$

7	5

c $16 - \square = 9$

16	
	9

d $\square - 3 = 8$

3	8

e $\square - 9 = 4$

9	4

f $15 - \square = 8$

15	
	8

HOMEWORK UMSEBENZI WASEKHAYA

Find the missing number in the number bond tables.

Fumana inani elishiyiweyo kwiitheyibhile zeebhondi zamanani.

Write the number sentence that you used to solve the problem on the line.

Bhala emgceni isivakalisi manani osisebenzisileyo ukusombulula ingxaki.

a $16 - \square = 8$

16	
8	

b $\square - 8 = 4$

8	4

Term 4 Lesson 3

Ikota 4 Isifundo 3

Addition and subtraction
Ukudibanisa nokuthabatha

CLASSWORK UMSEBENZI WASEKLASINI

Play the addition and subtraction card games. Your teacher will explain the rules.

Dlalani umdlalo wamakhadi wokudibanisa nokuthabatha. Utitshala wenu uza kunicacisela ngemigaqo.

HOMEWORK UMSEBENZI WASEKHAYA

Find the missing number in the number bond tables.

Fumana inani elishiyiweyo kwithejibhile zeebhondi zamanani.

Write the number sentence that you used to solve the problem on the line.

Bhala emgceni isivakalisi manani osisebenzisileyo ukusombulula ingxaki.

a $16 - \square = 9$

16	
	9

b $\square - 4 = 7$

4	7

c $\square + 5 = 13$

13	
	5

Term 4 Lesson 4
Ikota 4 Isifundo 4
Assessment
Uvavanyo

Term 4 Lesson 5

Ikota 4 Isifundo 5

Numbers up to 99 (I)
Amanani ukuya kuma-99 (I)

CLASSWORK ACTIVITY I


UMSETYENZANA WASEKLASINI I



How many tens? Mangaphi amashumi?	How many ones? Mingaphi imivo?
amashumi a-	imivo e-
tens	ones

CLASSWORK UMSEBENZI WASEKLASINI

- How many apples?
Mangaphi ama-apile?




How many tens? Mangaphi amashumi?	How many ones? Mingaphi imivo?
amashumi a-	imivo e-
tens	ones

2 Count using groups of 10.

Bala usebenzise amaqela ama-10.


a




How many tens? Mangaphi amashumi?	How many ones? Mingaphi imivo?
amashumi a-	imivo e-
tens	ones


b

How many tens? Mangaphi amashumi?	How many ones? Mingaphi imivo?
amashumi a-	imivo e-
tens	ones





How many tens? Mangaphi amashumi?	How many ones? Mingaphi imivo?
amashumi a-	imivo e-
tens	ones



How many tens? Mangaphi amashumi?	How many ones? Mingaphi imivo?
amashumi a-	imivo e-
tens	ones

HOMEWORK UMSEBENZI WASEKHAYA

1 How many tens and how many ones?
Mangaphi amashumi kwaye mingaphi imivo?

	How many tens? Mangaphi amashumi?	How many ones? Mingaphi imivo?	What is the number? Lithini inani?
a			
b			

Term 4 Lesson 6

Ikota 4 Isifundo 6

Numbers up to 99 (2)
Amanani ukuya kuma-99 (2)

CLASSWORK UMSEBENZI WASEKLASINI

How many? Record what you found.
Zingaphi? Bhala phantsi impendulo yakho.

a

Tens Amashumi	Ones Imivo
Amashumi a-	Imivo e-
_____	_____
tens	ones

b

Tens Amashumi	Ones Imivo
Amashumi a-	Imivo e-
_____	_____
tens	ones

c

Tens Amashumi	Ones Imivo
Amashumi a-	Imivo e-
_____	_____
tens	ones

d

Tens Amashumi	Ones Imivo
Amashumi a-	Imivo e-
_____	_____
tens	ones

e

Tens Amashumi	Ones Imivo
Amashumi a-	Imivo e-
_____	_____
tens	ones

f

Tens Amashumi	Ones Imivo
Amashumi a-	Imivo e-
_____	_____
tens	ones

HOMEWORK UMSEBENZI WASEKHAYA

How many tens and how many ones?

Mangaphi amashumi kwaye mingaphi imivo?

	Number of tens Inani lamashumi	Number of ones Inani lemivo	Total number Inani lilonke
a			
b			

Term 4 Lesson 7

Ikota 4 Isifundo 7

Numbers up to 99 (3)

Amanani ukuya kuma-99 (3)

CLASSWORK ACTIVITY 2

UMSETYENZANA WASEKLASINI 2

tens/amashumi a-	ones/imivo e-
+	=

tens/amashumi a-	ones/imivo e-
+	=

tens/amashumi a-	ones/imivo e-
+	=

tens/amashumi a-	ones/imivo e-
+	=

tens/amashumi a-	ones/imivo e-
+	=

tens/amashumi a-	ones/imivo e-
+	=

CLASSWORK UMSEBENZI WASEKLASINI

1 How many tens and how many ones?

Mangaphi amashumi kwaye mingaphi imivo?

a

63	
Amashumi a	Imivo e
_____	_____
tens	ones

c

40	
Amashumi a	Imivo e
_____	_____
tens	ones

e

79	
Amashumi a	Imivo e
_____	_____
tens	ones

b

95	
Amashumi a	Imivo e
_____	_____
tens	ones

d

37	
Amashumi a	Imivo e
_____	_____
tens	ones

f

50	
Amashumi a	Imivo e
_____	_____
tens	ones

2 Write the number?

Bhala inani?

g

2 tens Amashumi ama-2	1 ones Umvo o-1
8 tens Amashumi asi-8	3 ones Imivo emi-3

i

h

6 tens Amashumi ama-6	4 ones Imivo emi-4
9 tens Amashumi asi-9	6 ones Imivo emi-6

j

HOMEWORK UMSEBENZI WASEKHAYA

How many tens and how many ones?

Mangaphi amashumi kwaye mingaphi imivo?

a

45	
Amashumi a	Imivo e
_____	_____
tens	ones

b

89	
Amashumi a	Imivo e
_____	_____
tens	ones

c

73	
Amashumi a	Imivo e
_____	_____
tens	ones

d

50	
Amashumi a	Imivo e
_____	_____
tens	ones

Term 4 Lesson 8

Ikota 4 Isifundo 8

Ordering and comparing numbers (I)
Ukucwangcisa nokuthelekisa amanani (I)

CLASSWORK UMSEBENZI WASEKLASINI



Show on the number line:

Bonisa kumgcamanani:

- a 1 more than 89
Lingaphezulu ngo-1 kunama-89
- b 1 less than 71
Lingaphantsi ngo-1 kunama-71
- c 3 more than 65
Lingaphezulu ngezi-3 kunama-65
- d 2 less than 93
Lingaphantsi ngezi-2 kunama-93
- e 4 more than 78
Lingaphezulu ngezi-4 kunama-78
- f 5 less than 81
Lingaphantsi ngezi-5 kunama-81

HOMEWORK UMSEBENZI WASEKHAYA

Show on the number line:

Bonisa kumgcamanani:

a 3 more than 62

Lingaphezulu ngezi-3 kunama-62

b 2 less than 98

Lingaphantsi ngezi-2 kunama-98

c 1 more than 88

Lingaphezulu ngo-1 kunama-88

d 3 less than 76

Lingaphantsi ngezi-3 kunama-76



Term 4 Lesson 9

Ikota 4 Isifundo 9

Ordering and comparing numbers (2)
Ukucwangcisa nokuthelekisa amanani (2)

CLASSWORK UMSEBENZI WASEKLASINI



Show on the number line:

Bonisa kumgcamanani:

- a 2 more than 64
Lingaphezulu ngezi-2 kunama-64
- b 3 less than 76
Lingaphantsi ngezi-3 kunama-76
- c 5 less than 85
Lingaphantsi ngezi-5 kunama-85
- d 2 less than 92
Lingaphantsi ngezi-2 kunama-92
- e 3 more than 75
Lingaphezulu ngezi-3 kunama-75
- f 4 less than 96
Lingaphantsi ngezi-4 kunama-96

HOMEWORK UMSEBENZI WASEKHAYA

Show on the number line:

Bonisa kumgcamanani:

a 3 less than 68

Lingaphantsi ngezi-3 kunama-68

b 2 more than 72

Lingaphezulu ngezi-2 kunama-72

c 2 more than 97

Lingaphezulu ngezi-2 kunama-97

d 3 less than 84

Lingaphantsi ngezi-3 kunama-84



Term 4 Lesson 10

Ikota 4 Isifundo 10

Assessment
Uvavanyo

Term 4 Lesson 11

Ikota 4 Isifundo 11

One hundred
Ikhulu elinye

CLASSWORK UMSEBENZI WASEKLASINI

Fill in the missing numbers.

Fakela amanani ashinyiweyo.

a

1	2	3	4	5
		13	14	15
21	22	23	24	25
31	32		34	35
41	42		44	45

b

		9	10
17		19	20
	28	29	30
37	38		
47		49	

c

23	24	25	26
33	34	35	36
43			46
53	54	55	56
63	64	65	66
73	74		
83	84	85	86
93			96

d

11	12		14
21	22		24
31	32		34
41	42		44
51	52		54
61	62		64

e

29	30	31	32
39	40		42
49		51	
59			62
69			
79	80		

f

55	56		58
65		67	68
75	76	77	
	86	87	88
95		97	98

HOMEWORK UMSEBENZI WASEKHAYA

Fill in the missing numbers:

Fakela amanani ashayiweyo:

64		66			69	70
74			77			80

Term 4 Lesson 12

Ikota 4 Isifundo 12

Ordering numbers up to 100 (I)
Ukucwangcisa amanani ukuya kwi-100

CLASSWORK UMSEBENZI WASEKLASINI

Fill in the missing numbers:

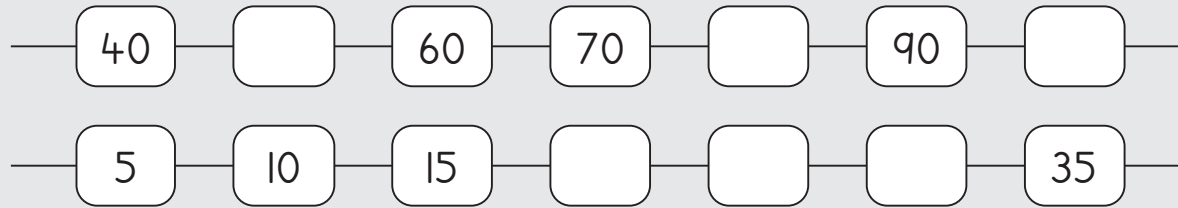
Fakela amanani ashinyweyo:

24		26	27	
100			97	96
	15	20		30
40		20		0
55	65	75		
78	76			70
63		65	66	
	89		87	86

HOMEWORK UMSEBENZI WASEKHAYA

Fill in the missing numbers:

Fakela amanani ashinyiweyo:



Term 4 Lesson 13

Ikota 4 Isifundo 13

Ordering numbers up to 100 (2)

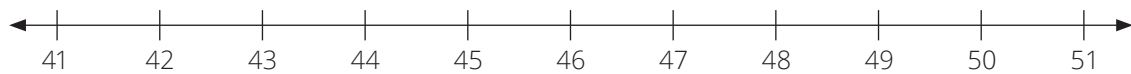
Ukucwangcisa amanani ukuya kwi-100 (2)

CLASSWORK ACTIVITY I

UMSETYENZANA WASEKLASINI I

a 46 is more than 42

Ama-46 angaphezulu nge- kunama-42



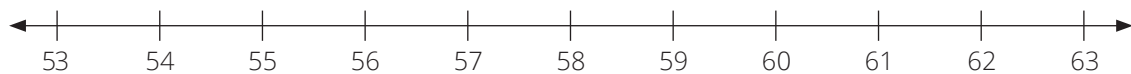
b 50 is more than 48

Ama-50 angaphezulu nge- kunama-48



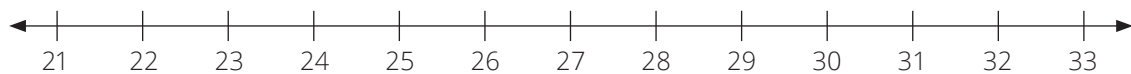
c 54 is less than 58

Ama-54 angaphantsi nge- kunama-58



d is 5 less than 27

Inani lingaphantsi ngesi-5 kunama-27



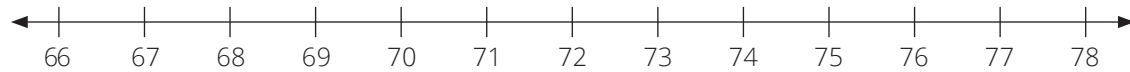
e is 3 less than 64

Inani lingaphantsi ngesi-3 kunama-64



f \square is 5 more than 72

Inani \square lingaphezulu ngesi-5 kunama-72

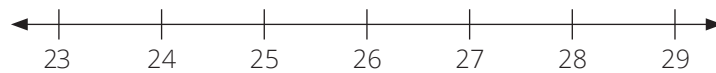


CLASSWORK ACTIVITY 2

UMSETYENZANA WASEKLASINI 2

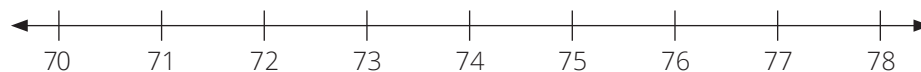
1 29 is \square more than 23

Ama-29 angaphezulu ngesi- \square kunama-23



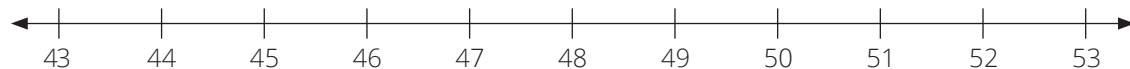
2 77 is \square more than 72

Ama-77 angaphezulu ngesi- \square kunama-72



3 44 is \square less than 51

Ama-44 angaphantsi ngesi- \square kunama-51



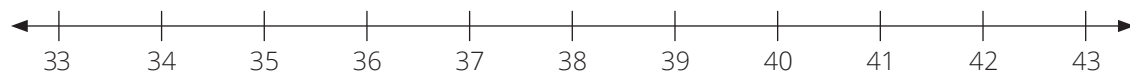
4 \square is 5 less than 48

Inani \square lingaphantsi ngesi-5 kunama-48



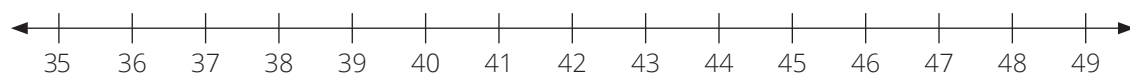
5 \square is 7 less than 41

Inani \square lingaphantsi ngesi-7 kunama-41



6 \square is 6 more than 42

Inani \square lingaphezulu ngesi-6 kunama-42



CLASSWORK UMSEBENZI WASEKLASINI

Play the board game. Your teacher will explain the rules

Dlalani umdlalo webhodi. Utitshala wenu uza kunicacisela ngemigaqo.

HOMEWORK UMSEBENZI WASEKHAYA

Circle the correct number on the number line:

Biyela inani elichanekileyo kumgcamanani:

is 6 more than 61

Inani lingaphezulu ngesi-6 kunama-61



What is the difference?

Yintoni umahluko?

43 is less than 50

Ama-43 angaphantsi ngesi- kunama-50.



Term 4 Lesson 14

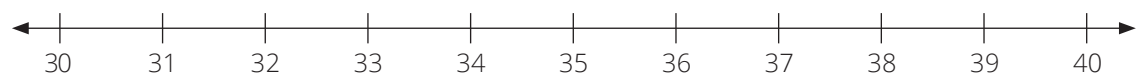
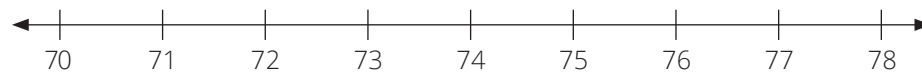
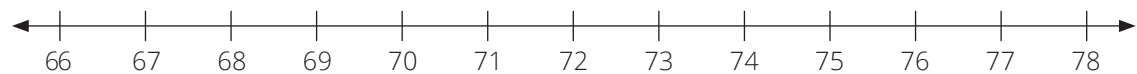
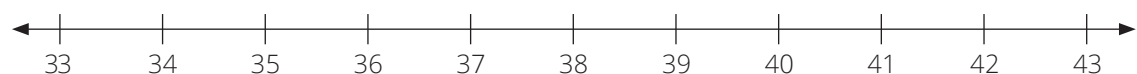
Ikota 4 Isifundo 14

Building up and breaking down 100

Ukwakha nokucalula i-100

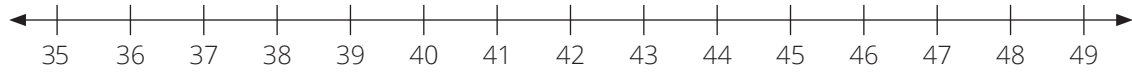
CLASSWORK ACTIVITY I

UMSETYENZANA WASEKLASINI I

1 40 is \square more than 30Ama-40 angaphezulu nge- \square kunama-302 71 is \square less than 78Ama-71 angaphantsi nge- \square kunama-783 42 is \square less than 51Ama-42 angaphantsi nge- \square kunama-514 \square is 8 more than 68Inani \square lingaphezulu ngesi-8 kunama-685 \square is 9 less than 43Inani \square lingaphantsi nge-9 kunama-43

6 □ is 10 less than 48

Inani □ lingaphantsi nge-10 kunama-48



CLASSWORK ACTIVITY 3

UMSETYENZANA WASEKLASINI 3

		♥		♃					♃
					★				
		♥					☯		
				☯			★		
	★	♥							
					☯				
		♥							★
				♃					♃
		♥				★			
☯									

CLASSWORK UMSEBENZI WASEKLASINI

Play the board game. Your teacher will explain the rules.

Dlalani umdlalo webhodi. Utitshala wenu uza kunicacisela ngemigaqo.

HOMEWORK UMSEBENZI WASEKHAYA

Circle the correct number on the number line:

Biyela inani elichanekileyo kumgcamanani:

- a is 10 less than 77 (67)

Inani lingaphantsi nge-10 kunama-77



- b 62 is more than 54 (8)

Ama-62 angaphezulu nge- kunama-54



Term 4 Lesson 15

Ikota 4 Isifundo 15

Addition and subtraction of 10s
 Ukudibanisa nokuthabatha ama-10

CLASSWORK ACTIVITY I
 UMSETYENZANA WASEKLASINI I

34	
Amashumi a	Imivo e
_____	_____
tens	ones
_____ + _____ = _____	

75	
Amashumi a	Imivo e
_____	_____
tens	ones
_____ + _____ = _____	

93	
Amashumi a	Imivo e
_____	_____
tens	ones
_____ + _____ = _____	

CLASSWORK UMSEBENZI WASEKLASINI

1 Write the missing numbers in the table:

Bhala amanani ashijweyo kwithejibhile:

a

56	
Amashumi ama-	Imivo emi-
_____	_____
tens	ones
_____ + _____ = _____	

c

94	
Amashumi ama-	Imivo emi-
_____	_____
tens	ones
_____ + _____ = _____	

b

45	
Amashumi ama-	Imivo emi-
_____	_____
tens	ones
_____ + _____ = _____	

d

39	
Amashumi ama-	Imivo eli-
_____	_____
tens	ones
_____ + _____ = _____	

2 Calculate the missing numbers:

Bala amanani ashijweyo:

a $80 + 5 = \underline{\hspace{2cm}}$

b $85 - 5 = \underline{\hspace{2cm}}$

c $20 + 9 = \underline{\hspace{2cm}}$

d $29 - 20 = \underline{\hspace{2cm}}$

e $97 - 7 =$ _____

f $97 - 90 =$ _____

g _____ $= 30 + 2$

h $32 = 30 +$ _____

HOMEWORK UMSEBENZI WASEKHAYA

Write the missing numbers in the table:

Bhala amanani ashayiweyo kwitheyibile:

a	17	
	Ishumi eli- _____ tens	Imivo esi- _____ ones
	_____ + _____ = _____	
b	51	
	Amashumi ama- _____ tens	Umvo o- _____ ones
	_____ + _____ = _____	
c	92	
	Amashumi asi- _____ tens	Imivo emi- _____ ones
	_____ + _____ = _____	

Term 4 Lesson 16

Ikota 4 Isifundo 16

Assessment
Uvavanyo

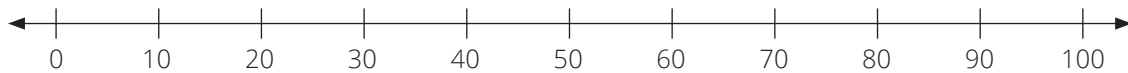
Term 4 Lesson 17

Ikota 4 Isifundo 17

Addition and subtraction (I)
Ukudibanisa nokuthabatha

CLASSWORK ACTIVITY I
UMSETYENZANA WASEKLASINI I

$$10 + 40 = \underline{\hspace{2cm}}$$



$$20 + 50 = \underline{\hspace{1cm}} \quad \underline{\hspace{1cm}} \text{ tens} + \underline{\hspace{1cm}} \text{ tens} = \underline{\hspace{1cm}} \text{ tens}$$

$$\text{Amashumi a-} \underline{\hspace{1cm}} + \text{amashumi a-} \underline{\hspace{1cm}} = \text{amashumi a-} \underline{\hspace{1cm}}$$

$$60 + 30 = \underline{\hspace{1cm}} \quad \underline{\hspace{1cm}} \text{ tens} + \underline{\hspace{1cm}} \text{ tens} = \underline{\hspace{1cm}} \text{ tens}$$

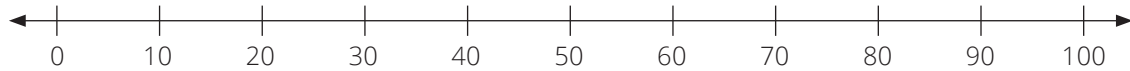
$$\text{Amashumi a-} \underline{\hspace{1cm}} + \text{amashumi a-} \underline{\hspace{1cm}} = \text{amashumi a-} \underline{\hspace{1cm}}$$

$$70 + 30 = \underline{\hspace{1cm}} \quad \underline{\hspace{1cm}} \text{ tens} + \underline{\hspace{1cm}} \text{ tens} = \underline{\hspace{1cm}} \text{ tens}$$

$$\text{Amashumi a-} \underline{\hspace{1cm}} + \text{amashumi a-} \underline{\hspace{1cm}} = \text{amashumi a-} \underline{\hspace{1cm}}$$

CLASSWORK ACTIVITY 2
UMSETYENZANA WASEKLASINI 2

$$40 - 30 = \underline{\hspace{2cm}}$$



$$100 - 50 = \underline{\hspace{1cm}} \quad \underline{\hspace{1cm}} \text{ tens} - \underline{\hspace{1cm}} \text{ tens} = \underline{\hspace{1cm}} \text{ tens}$$

$$\text{Amashumi a-} \underline{\hspace{1cm}} - \text{amashumi a-} \underline{\hspace{1cm}} = \text{amashumi a-} \underline{\hspace{1cm}}$$

$$80 - 20 = \underline{\hspace{1cm}} \quad \underline{\hspace{1cm}} \text{ tens} - \underline{\hspace{1cm}} \text{ tens} = \underline{\hspace{1cm}} \text{ tens}$$

$$\text{Amashumi a-} \underline{\hspace{1cm}} - \text{amashumi a-} \underline{\hspace{1cm}} = \text{amashumi a-} \underline{\hspace{1cm}}$$

$$100 - 90 = \underline{\hspace{1cm}} \quad \underline{\hspace{1cm}} \text{ tens} - \underline{\hspace{1cm}} \text{ tens} = \underline{\hspace{1cm}} \text{ tens}$$

$$\text{Amashumi a-} \underline{\hspace{1cm}} - \text{amashumi a-} \underline{\hspace{1cm}} = \text{ishumi eli-} \underline{\hspace{1cm}}$$

CLASSWORK
UMSEBENZI WASEKLASINI

Calculate:

Bala:

a $50 + 20 = \underline{\hspace{2cm}}$

b $20 + 30 = \underline{\hspace{2cm}}$

c $40 + 30 = \underline{\hspace{2cm}}$

d $10 + 90 = \underline{\hspace{2cm}}$

e $50 - 10 =$ _____

f $80 - 30 =$ _____

g $60 - 40 =$ _____

h $100 - 10 =$ _____

HOMEWORK UMSEBENZI WASEKHAYA

Calculate:

Bala:

a $70 + 30 =$ _____

b $30 + 50 =$ _____

c $40 + 20 =$ _____

d $80 + 10 =$ _____

Term 4 Lesson 18

Ikota 4 Isifundo 18

Addition and subtraction (2)

Ukudibanisa nokuthabatha (2)

CLASSWORK UMSEBENZI WASEKLASINI

Calculate:

Bala:

a $52 + 4 =$ _____

b $65 + 3 =$ _____

c $47 + 2 =$ _____

d $78 + 1 =$ _____

e $33 + 5 =$ _____

f $64 - 3 =$ _____

g $97 - 6 =$ _____

h $53 - 1 =$ _____

i $46 - 2 =$ _____

j $78 - 5 =$ _____

HOMEWORK UMSEBENZI WASEKHAYA

Calculate:

Bala:

a $67 + 2 =$ _____

b $44 + 5 =$ _____

c $78 - 2 =$ _____

d $55 - 3 =$ _____

Term 4 Lesson 19

Ikota 4 Isifundo 19

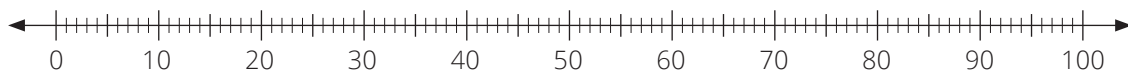
Addition and subtraction (3)

Ukudibanisa nokuthabatha (3)

CLASSWORK ACTIVITY 1

UMSETYENZANA WASEKLASINI 1

$$24 + 30 = \underline{\hspace{2cm}}$$



$$41 + 50 = \underline{\hspace{2cm}}$$



CLASSWORK ACTIVITY 2

UMSETYENZANA WASEKLASINI 2

$$95 - 20 = \underline{\hspace{2cm}}$$



$$77 - 40 = \underline{\hspace{2cm}}$$



CLASSWORK UMSEBENZI WASEKLASINI

Calculate:

Bala:

a $47 + 10 =$ _____

b $63 + 30 =$ _____

c $29 + 40 =$ _____

d $76 + 20 =$ _____

e $58 + 30 =$ _____

f $61 - 30 =$ _____

g $84 - 60 =$ _____

h $97 - 40 =$ _____

i $39 - 20 =$ _____

j $72 - 50 =$ _____

HOMEWORK UMSEBENZI WASEKHAYA

Calculate:

Bala:

a $52 + 20 =$ _____

b $25 + 40 =$ _____

c $86 - 30 =$ _____

d $63 - 20 =$ _____

Term 4 Lesson 20

Ikota 4 Isifundo 20

Assessment

Uvavanyo

Term 4 Lesson 21

Ikota 4 Isifundo 21

Addition and subtraction word problems (I)

Iingxaki zamagama zokudibanisa nokuthabatha (I)

CLASSWORK ACTIVITY 1

UMSETYENZANA WASEKLASINI 1

There are 6 children on the playground. 8 children joined them and they all started playing together. How many children are there now?

Kukho abantwana aba-6 ebaleni lokudlala. Kuye kwafika abanye abantwana abasi-8 baze badlala bonke. Bangaphi abantwana abakhoyo bebonke?

CLASSWORK ACTIVITY 2

UMSETYENZANA WASEKLASINI 2

There were 12 eggs. 5 of them were used to bake biscuits. How many eggs are there now?

Bekukho amaqanda ali-12. Ama-5 aye asetyenziswa xa bekubhakwa iibhiskithi. Mangaphi amaqanda akhoyo ngoku?

CLASSWORK UMSEBENZI WASEKLASINI

There are 7 boys on the bus. There are 8 more girls than boys. How many girls are there?

Kukho amakhwenkwe asi-7 ebhasini. Amantombazana angaphezulu ngesi-8 kunamakhwenkwe. Mangaphi amantombazana akhoyo?

HOMEWORK UMSEBENZI WASEKHAYA

Add or subtract without using bottle tops.

Dibanisa okanye uthabathe kodwa ungazisebenzi iziciko zeebhotile.

a $8 + 6 =$ _____

b $13 - 5 =$ _____

c $7 + 4 =$ _____

Term 4 Lesson 22

Ikota 4 Isifundo 22

Addition and subtraction word problems (2)
 Iingxaki zamagama zokudibanisa nokuthabatha (2)

CLASSWORK ACTIVITY 1

UMSETYENZANA WASEKLASINI 1

Thomphe is in the seventh position from the front in a queue. There are 4 children behind her. How many children are there in the queue?

UThomphe ukwindawo yesixhenxe ukusuka ngaphambili emgceni. Kukho abantwana abangama-4 emva kwakhe. Bangaphi abantwana abasemgceni?

CLASSWORK ACTIVITY 2

UMSETYENZANA WASEKLASINI 2

There are 13 people in a queue at the bus stop. I am in the fifth position from the back. How many people are there in front of me?

Kukho abantu abalingama-13 emgceni esitophini sebhasi. Ndikwindawo yesihlanu ukusuka ngasemva. Bangaphi abantu abaphambi kwam?

CLASSWORK UMSEBENZI WASEKLASINI

There are 6 girls and 13 boys in a playground. How many more boys are there?

Kukho amantombazana amangama-6 namakhwenkwe alingama-13 ebaleni lokudlala. Maninzi kangakanani amakhwenkwe kunamantombazana?

HOMEWORK UMSEBENZI WASEKHAYA

Add or subtract without using bottle tops.

Dibanisa okanye uthabathe kodwa ungazisebenzisi iziciko zeebhotile.

a $14 - 7 =$ _____

b $9 + 4 =$ _____

c $16 - 9 =$ _____

Term 4 Lesson 23

Ikota 4 Isifundo 23

South African money
Imali yaseMzantsi Afrika

CLASSWORK UMSEBENZI WASEKLASINI

1 Circle all the:

Biyela zonke:

R1 coins

R2 coins

R5 coins

Iingqekembe ze-R1






Iingqekembe ze-R2

Iingqekembe ze-R5
















2 Draw a line to match the amount of money to the picture.

Krwela umgca utshatise isixamali nomfanekiso ochanekileyo.

a	R1	
b	10c	
c	R20	
d	R5	
e	R2	












3 Tick the coins in each block that will give you R10.

Phawula kwibloko nganye iingqekembe eziya kukunika i-R10.

	<input type="checkbox"/> 	<input type="checkbox"/> 	<input type="checkbox"/> 	<input type="checkbox"/> 	<input type="checkbox"/> 	<input type="checkbox"/> 
	<input type="checkbox"/> 	<input type="checkbox"/> 	<input type="checkbox"/> 	<input type="checkbox"/> 	<input type="checkbox"/> 	<input type="checkbox"/> 

4 Tick the coins in each block that will give you R20.






Phawula kwibloko nganye iingqekembe eziya kukunika ama-R20.

	<input type="checkbox"/> 	<input type="checkbox"/> 	<input type="checkbox"/> 	<input type="checkbox"/> 	<input type="checkbox"/> 
	<input type="checkbox"/> 	<input type="checkbox"/> 	<input type="checkbox"/> 	<input type="checkbox"/> 	<input type="checkbox"/> 

HOMEWORK UMSEBENZI WASEKHAYA

Draw a line to match the amount of money to the picture.

Krwela umgca utshatise isixamali nomfanekiso ochanekileyo.

a	R10	
b	50c	
c	R5	
d	R1	
e	20c	

Term 4 Lesson 24

Ikota 4 Isifundo 24

Doubling

Ukuphinda kabini

CLASSWORK UMSEBENZI WASEKLASINI

1 Write down the doubles. The first one is done for you.

Bhala iziphindwa kabini. Uyenzelwe eyokuqala.

a	2 is isi-2 senziwa	double 1 ngoo-1 abaphindwe kabini	1 + 1
b	8 is isi-8 senziwa		
c	4 is isi-4 senziwa		
d	10 is i-10 lenziwa-		
e	6 is isi-6 senziwa		
f	12 is i-12 lenziwa		
g	14 is i-14 lenziwa		

2 Answer the following:

Phendula oku kulandelayo:

a Double R6 is

Ii-R6 eziphindwe kabini zenza _____

b Double R8 is

Ii-R8 eziphindwe kabini zenza _____

c Double R14 is

Ii-R14 eziphindwe kabini zenza _____

d Double R3 is

Ii-R3 eziphindwe kabini zenza _____

e Double R11 is

Ii-R11 eziphindwe kabini zenza _____

f Double R15 is

Ii-R15 eziphindwe kabini zenza _____

HOMEWORK UMSEBENZI WASEKHAYA

1 Answer the following:

Phendula le mibuzo ilandelayo:

a Double R2 is

Ii-R2 eziphindwe kabini zenza _____

b Double R10 is

Ii-R10 eziphindwe kabini zenza _____

c Double R8 is

Ii-R8 eziphindwe kabini zenza _____

2 Double.

Phinda kabini.

a 12 is

i-12 _____

b 8 is

isi-8 _____

c 4 is

isi-4 _____

Term 4 Lesson 25

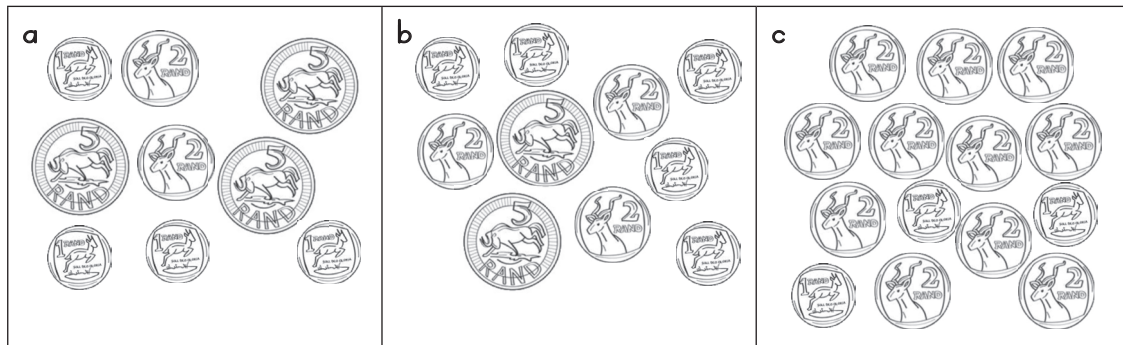
Ikota 4 Isifundo 25

Working with money
Ukusebenza ngemali

CLASSWORK UMSEBENZI WASEKLASINI

1 Circle the coins that will make up R10.

Biyela iingqekembe eziya kwenza i-R10 xa zidityanisiwe.



2 Calculate the following:

Bala oku:

a $10c + 10c + 10c = \underline{\hspace{2cm}}$

b $R5 + R10 = \underline{\hspace{2cm}}$

c $R10 + R10 = \underline{\hspace{2cm}}$

d $R5 + R7 + R1 + R2 = \underline{\hspace{2cm}}$

3 Solve the following.

Sombulula oku kulandelayo:

a I have a 20c coin. My friend has three 10c coins. Who has more money?

Ndinengqekembe yama-20c. Umhlobo wam uneengqekembe ze-10c ezintathu. Ngubani onemali eninzi?

b I have two R5 coins. My friend has a R1 and R5 coin. Who has less money?

Ndineengqekembe ezimbini ze-R5. Umhlobo wam unengqekembe ye-R1 neye-R5. Ngubani onemali encinci?

HOMEWORK UMSEBENZI WASEKHAYA

Calculate:

Bala:

a $10c + 10c =$ _____

b $10c + 20c =$ _____

c $R5 + R2 + R8 =$ _____

d $R3 + R10 + R2 + R2 =$ _____

e $R10 + R1 + R5 + R2 =$ _____

Term 4 Lesson 26

Ikota 4 Isifundo 26

Money calculations

Izibalo zemali

CLASSWORK UMSEBENZI WASEKLASINI

- 1 I have R15. I buy a bag of sweets for R11. Make a drawing to show how much money I have left.

Ndine-R15. Ndithenge iilekese nge-R11. Zoba umfanekiso ubonise ukuba yimalini eshiyekileyo.



- 2 Calculate:

Bala:

a $20c - 10c =$ _____

b $20c - 20c =$ _____

c $R15 - R4 =$ _____

d $R14 - R7 =$ _____

- 3 Calculate:

Bala:

a $R20 - R2 - R8 =$ _____

b $R5 - R4 =$ _____

c $30c - 10c =$ _____

d $R20 - R5 =$ _____

e $R15 - R5 - R5 - R2 =$ _____

HOMEWORK UMSEBENZI WASEKHAYA

Calculate:

Bala:

a $40c - 10c =$ _____

b $R15 - R10 =$ _____

c $R10 - R1 - R1 - R2 =$ _____

d $20c - 10c - 10c =$ _____

Term 4 Lesson 27

Ikota 4 Isifundo 27

Assessment






Uvavanyo

Term 4 Lesson 28

Ikota 4 Isifundo 28

Data handling (I)






Ukusebenza ngeenkukacha (I)

types of weather iintlobo zemozulu	tally marks izinti zokubala	total number of tally marks inani lezinti zokubala zizonke
		
		
		
		
		

CLASSWORK UMSEBENZI WASEKLASINI

- 1 Use the data from the January calendar to draw the pictograph.
 Sebenzisa iinkcukacha ezikwikhelenda yenyanga yoMqungu ukuze wenze igrafu yemifanekiso.

Types of weather
 Iintlobo zemozulu

12					
11					
10					
9					
8					
7					
6					
5					
4					
3					
2					
1					
					

Key/Inkcazo: _____ = one day/usuku olunye

- 2 Complete:

Gqibezela:

- a There were _____ sunny days in January.

Zi _____ iintsuku ebezishushu kweyoMqungu.

b There were _____ windy days in January.

Zi _____ iintsuku ebezinomoya kweyoMqungu.

c Most days in January were _____.

Iintsuku ezininzi kweyoMqungu bezi _____.

d How many more sunny days than rainy days were there? _____

Zininzi kangakanani iintsuku ebezinelanga kuneentsuku ebezinemvula?

e I enjoy _____ days.

Ndiyazonwabela iintsuku _____.

f There were _____ rainy days in January.

Zi _____ iintsuku ebezinemvula kweyoMqungu.

g There were _____ cloudy days in January.

Zi _____ iintsuku ebezisibekela kweyoMqungu.

h Only one day in January was _____.

Lunye kuphela usuku obelu _____ kweyoMqungu.

i How many less windy days than rainy days were there? _____













Zimbalwa kangakanani iintsuku ebezinomoya kuneentsuku ebezinemvula?

j I do not enjoy _____ days.

Andizonwabeli iintsuku ezi _____.

HOMEWORK UMSEBENZI WASEKHAYA

Number of shapes
Inani leemilo

5				
4				
3				
2				
1				
	star iinkwenkwezi	ball iibhola	triangle oonxantathu	square izikwere

- How many squares are there?
Zingaphi izikwere ezikhoyo? _____
- How many stars are there?
Zingaphi iinkwenkwezi ezikhoyo? _____
- How many more stars are there than squares?
Zininzi kangakanani iinkwenkwezi kunezikwere? _____
- How many less circles are there than triangles?
Zimbalwa kangakanani izangqa ezikhoyo kunoonxantathu? _____

Term 4 Lesson 29

Ikota 4 Isifundo 29

Data handling (2)

Ukusebenza ngeenkukacha (2)

CLASSWORK UMSEBENZI WASEKLASINI

We Like Apples
Sithanda ama-apile

5			□
4			□
3	□		□
2	□	□	□
1	□	□	□
	Red apples Ama-apile abomvu	Yellow apples Ama-apile amthubi	Green apples Ama-apile aluhlaza

Key/ Inkcazo: □ = one learner/umfundi omnye.

Answer the questions using the pictograph:

Phendula imibuzo usebenzise igrafu yemifanekiso:

- a How many learners like green apples?
Bangaphi abafundi abathanda ama-apile aluhlaza? _____
- b How many learners like red apples?
Bangaphi abafundi abathanda ama-apile abomvu? _____
- c How many learners like yellow apples?
Bangaphi abafundi abathanda ama-apile amthubi? _____
- d How many more learners like green apples than yellow apples?
Baninzi kangakanani abafundi abathanda ama-apile aluhlaza kunama-apile amthubi?

e How many more learners like red apples than yellow apples?

Baninzi kangakanani abafundi abathanda ama-apile abomvu kunama-apile amthubi?

f Which apple is the most popular?














Ngawaphi ama-apile athandwa kakhulu? _____

g Which apple is the least popular?

Ngawaphi ama-apile athandwa kancinci? _____

HOMEWORK UMSEBENZI WASEKHAYA

Fruit/Iziqhamo

5				
4				
3				
2				
1				
	Apple ama-apile	Banana iibhanana	Orange iorenji	Strawberry amaqunube

Answer the questions using the pictograph:

Phendula imibuzo usebenzise igrafu yemifanekiso:

a How many learners like bananas?

Bangaphi abafundi abathanda iibhanana? _____

b How many less oranges are there than bananas?

Zimbalwa kangakanani iioorenji kuneebhanana? _____

c How many more apples are there than strawberries?

Maninzi kangakanani ama-apile kunamaqunube? _____

d Which is the favourite fruit?

Sesiphi isiqhamo esithandwa kakhulu _____

e Which is the least favourite fruit?

Sesiphi isiqhamo esithandwa kancinci? _____

Term 4 Lesson 30

Ikota 4 Isifundo 30

Assessment
Uvavanyo

Term 4 Lesson 31

Ikota 4 Isifundo 31

Time (I)

Ixesha (I)

CLASSWORK UMSEBENZI WASEKLASINI

1 Draw a picture to show which takes a longer/shorter time.

Zoba umfanekiso ubonise ukuba yeyiphi ethatha ixesha elide/elifutshane.

	Compare Thelekisa	A longer time Ixesha elide	A shorter time Ixesha elifutshane
a	Walking to the shop and Driving to the shop Ukuya evenkileni ngeenyawo kanye Nokuya evenkileni ngemoto		
b	Making a cup of tea and Making dinner Ukwenza ikomityi yeti kanye Nokulungiselela isidlo sangokuhlwa		

	Compare Thelekisa	A longer time Ixesha elide	A shorter time Ixesha elifutshane
c	Drawing one square and Drawing lots of squares Ukuzoba isikwere esinye kunye Nokuzoba izikwere ezininzi		

- 2 Draw a picture of something you take a long time to do.
Zoba umfanekiso wento ekuthatha ixesha elide ukuyenza.
- 3 Draw a picture of something you take a short time to do.
Zoba umfanekiso wento ekuthatha ixesha elifutshane ukuyenza.

HOMEWORK UMSEBENZI WASEKHAYA

Draw something:

Zoba into:

a You did yesterday.
Oyenze izolo.

b You did today.
Oyenze namhlanje.

c You will do tomorrow.
Oza kuyenza ngomso.

Term 4 Lesson 32

Ikota 4 Isifundo 32

Time (2)

Ixesha (2)

CLASSWORK UMSEBENZI WASEKLASINI

- 1 Write the days of the week in order.

Bhala iintsuku zeveki ngokulandelelana kwazo.

Wednesday	Friday	Saturday	Monday
Sunday	Tuesday	Thursday	
uLwesithathu	uLwesihlanu	uMgqibelo	uMvulo
iCawe	uLwesibini	uLwesine	

- 2 Draw a picture of what you did on Sunday.
Zoba umfanekiso wento oyenze ngeCawe.

- 3 Write the months of the year in order.

Bhala iinyanga zonyaka ngokulandelelana kwazo.

March December July January May

September February October June

August April November

eyoKwindla eyoMnga eyeKhala eyoMqungu ekaCanzibe

eyoMsintsi eyoMdumba eyeDwarha eyeSilimela

eyeThupha ekaTshaziimpuzi eyeNkanga

- 4 Draw a picture of something that happens in one of the months.

Zoba umfanekiso wento eyenzeka kwenye yezi nyanga.

HOMEWORK UMSEBENZI WASEKHAYA

Use the words below to help you fill in the missing words.

Sebenzisa amagama angasezantsi ukuze ufakele amagama ashiyiweyo.

July	January	September	December
eyeKhala	eyoMqungu	eyoMsintsi	eyoMnga

- a** I start school in
Ndiqala isikolo ngeyo_____.
- b** It is cold in
Kuyabanda ngeye_____.
- c** Flowers start blooming in
Iintyatyambo ziyadubula ngeyo_____.
- d** It is very hot in
Kuba shushu kakhulu ngeyo_____.

Term 4 Lesson 33

Ikota 4 Isifundo 33

Time (3)

Ixesha (3)

CLASSWORK UMSEBENZI WASEKLASINI

- 1 Draw a picture to show what you did before school.
Zoba umfanekiso ubonise into oyenze phambi kokuba uye esikolweni.

- 2 Draw a picture of what you will do after school.
Zoba umfanekiso wento oza kuyenza ukuphuma kwesikolo.

3 Write the names of each of the days of the week.

Bhala amagama eentsuku zeveki.

4 Draw a picture to show what you do on each day of the week.

Zoba umfanekiso ubonise into oyenza ngosuku ngalunye lweveki.

5 Write the names of each of the months of the year.

Bhala amagama eenyanga zonyaka.

6 In which month of the year were you born?

Wazalwa ngeyiphi inyanga?

7 Draw a picture of a special event that happens in one of the months of the year.

Zoba umfanekiso wesiganeko esisodwa esehla ngenyanga ethile enyakeni.

HOMEWORK UMSEBENZI WASEKHAYA

What do you do in the morning? Draw a picture of one of the things you do in the morning.

Wenza ntoni kusasa? Zoba umfanekiso wenye yezinto ozenzayo kusasa.

Term 4 Lesson 34

Ikota 4 Isifundo 34

Time (4)

Ixesha (4)

CLASSWORK UMSEBENZI WASEKLASINI

1 Fill in the missing words. After that, draw a picture in your classwork book.

Fakela amagama ashijiweyo. Wakugqiba, zoba umfanekiso encwadini yakho yemisebenzi yaseklasini.

a I started big school in

Ndiqale ukufunda esikolweni esikhulu ngeyo_____.

b I will complete Grade I in

Ndiza kugqiba ibanga loku-I ngeyo_____.

2 My favourite month of the year:

Eyona nyanga ndiyithandayo yonyaka:

a Draw a picture of something you like that happens in one of the months.

Zoba umfanekiso wento oyithandayo eyenzeka ngenye yeenyanga zonyaka.

- b Write the name of the month above your picture.
Bhala igama lenyanga ngentla komfanekiso wakho.

- c What will you do on Saturday? Draw a picture.
Uza kwenza ntoni ngoMgqibelo. Zoba umfanekiso.

HOMEWORK UMSEBENZI WASEKHAYA

Write **true** or **false**:

Bhala **yinyani** okanye **asiyonyani**

a Monday comes after Tuesday.

UMvulo ulandela uLwesibini. _____

b March comes before April.

EyoKwindla iza phambi kwekaTshaziimpuzi. _____

c December is the first month of the year.

EyoMnga yinyanga yokuqala enyakeni. _____

d Friday is in between Thursday and Saturday.

ULwesihlanu uphakathi koLwesine noMgqibelo. _____

Term 4 Lesson 35

Ikota 4 Isifundo 35

Assessment

Uvavanyo

Term 4 Lesson 36

Ikota 4 Isifundo 36

Grouping Ukukhlela

CLASSWORK UMSEBENZI WASEKLASINI

1 Solve the following:

Sombulula oku kulandelayo:

a ●●●●●●●●●●

How many groups of 3 can you make from 9?

Mangaphi amaqela ezi-3 onokuwenza kwi-9? _____

b ●●●●●●●●●●

How many groups of 5 can you make from 10?

Mangaphi amaqela ezi-5 onokuwenza kwi-10? _____

c ●●●●●●●●●●●●●●●●

How many groups of 3 can you make from 15?

Mangaphi amaqela ezi-3 onokuwenza kwi-15? _____

d ●●●●●●●●●●●●●●●●

How many groups of 2 can you make from 14?

Mangaphi amaqela ezi-2 onokuwenza kwi-14? _____

2 Draw a picture to solve the problems:

Zoba umfanekiso ukuze usombulule ezi ngxaki:

a Thompho has 20 balloons. She puts 4 balloons in each bunch. How many bunches will she make?

UThompho uneebhaluni ezingama-20. Wenza isipha ngeebhaluni ezi-4. Zingaphi izipha aza kuzenza?

- b Ntombi has 9 books. She puts 3 books in a pile. How many piles will she make?

UNtombi uneencwadi ezili-9. Isicuku ngasinye asenzayo sineencwadi ezi-3. Zingaphi izicuku aza kuzenza?

HOMEWORK UMSEBENZI WASEKHAYA

Solve the following:

Sombulula oku kulandelayo:

- a ●●●●●●●●●●●●●●●●

How many groups of 2 can you make from 12?

Mangaphi amaqela ezi-2 onokuwenza kwi-12?

- b ●●●●●●●●●●●●●●●●

How many groups of 4 can you make from 12?

Mangaphi amaqela ezi-4 onokuwenza kwi-12?

- c ●●●●●●●●●●●●●●●●

How many groups of 12 can you make from 12?

Mangaphi amaqela e-12 onokuwenza kwi-12?

Term 4 Lesson 37

Ikota 4 Isifundo 37

Sharing Ukwabelana/Ukwahlulelana

CLASSWORK UMSEBENZI WASEKLASINI

1 Solve the following:

Sombulula okulandelayo:



Share 16 pencils among 8 children. How many pencils will each child get?

Yahlula iipenisile ezili-16 phakathi kwabantwana abasi-8. Uza kufumana iipenisile ezingaphi umntwana ngamnye?



Share 6 flowers between 2 children. How many flowers will each child get?

Yabela abantwana aba-2 iintyatyambo ezi-6. Uza kufumana iintyatyambo ezingaphi umntwana ngamnye?



Share 12 books among 3 children. How many books will each child get?

Yahlula iincwadi ezili-12 phakathi kwabantwana aba-3. Uza kufumana iincwadi ezingaphi umntwana ngamnye?



Share 10 balls among 5 children. How many balls will each child get?

Yahlula iibhola ezili-10 phakathi kwabantwana aba-5. Uza kufumana iibhola ezingaphi umntwana ngamnye?

2 Draw a picture to solve the problems:

Zoba umfanekiso ukuze usombulule ezi ngxaki:

a Share 10 sweets among 5 friends. How many sweets will each friend get?

Yahlula iilekese ezili-10 phakathi kwabahlobo aba-5. Uza kufumana iilekese ezingaphi umhlobo ngamnye?

b Share 16 flowers between 2 people. How many flowers will each person get?

Yahlula iintyatyambo ezili-16 phakathi kwabantu aba-2. Uza kufumana iintyatyambo ezingaphi umntu ngamnye?



Share 20 balls among 5 children. How many balls will each child get?

Yahlula iibhola ezingama-20 phakathi kwabantwana aba-5. Uza kufumana iibhola ezingaphi umntwana ngamnye?



Share 5 flowers among 5 children. How many flowers will each child get?

Yahlula iintyatyambo ezi-5 phakathi kwabantwana aba-5. Uza kufumana iintyatyambo ezingaphi umntwana ngamnye?

HOMEWORK UMSEBENZI WASEKHAYA

Solve the following:

Sombulula oku:



Share 8 pencils among 4 children. How many pencils will each child get?

Yahlula iipenisile ezisi-8 phakathi kwabantwana aba-4. Uza kufumana iipenisile ezingaphi umntwana ngamnye?



Share 6 pencils between 2 people. How many pencils will each person get?

Yabela abantu aba-2 iipenisile ezi-6. Uza kufumana iipenisile ezingaphi umntu ngamnye?

Term 4 Lesson 38

Ikota 4 Isifundo 38

Halving Ukwahlula kubini

CLASSWORK UMSEBENZI WASEKLASINI

1 Use the beetles to help you to calculate half:

Sebenzisa ooqongqothwane bakuncede ekubaleni isiqingatha:

a Half of 12 is

Isiqingatha se-12 sisi- _____

b Half of 16 is

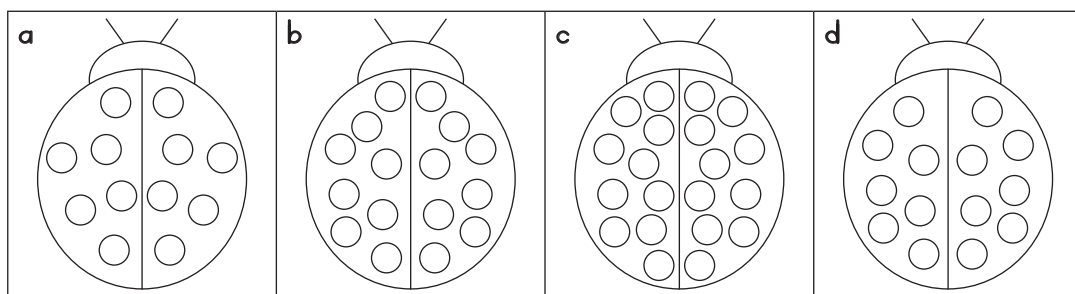
Isiqingatha se-16 sisi- _____

c Half of 20 is

Isiqingatha sama-20 li- _____

d Half of 14 is

Isiqingatha se-14 sisi- _____



2 Use the blocks to help you to calculate half:

Sebenzisa iibloko zikuncede ubale isiqingatha:



Half of 16 is

Isiqingatha se-16 sisi- _____



Half of 20 is

Isiqingatha sama-20 li- _____



Half of 18 is

Isiqingatha se-18 li- _____



Half of 10 is

Isiqingatha se-10 sisi- _____

3 Complete the following:

Gqibezela oku:

a Half of 8 is

Isiqingatha sesi-8 sisi- _____

b Half of 12 is

Isiqingatha se-12 sisi- _____

c Half of 2 is

Isiqingatha sesi-2 ngu- _____

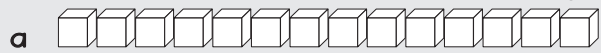
d Half of 4 is

Isiqingatha sesi-4 sisi- _____

HOMEWORK UMSEBENZI WASEKHAYA

1 Use the blocks to help you to calculate half:

Sebenzisa iibloko zikuncede ubale isiqingatha:



Half of 14 is

Isiqingatha se-14 sisi- _____



Half of 12 is

Isiqingatha se-12 sisi- _____

2 Complete the following:

Grqibezela oku:

a Half of 10 is

Isiqingatha se-10 sisi- _____

b Half of 6 is

Isiqingatha sesi-6 sisi- _____

Term 4 Lesson 39

Ikota 4 Isifundo 39

Assessment
Uvavanyo

Term 4 Lesson 40

Ikota 4 Isifundo 40

Getting ready for Grade 2


Ukulungela ibanga lesi-2

MEASUREMENT

UMLINGANISELO

1 What is the length of this book?
Buthini ubude bale ncwadi?

2 What is the width of this book?
Buthini ububanzi bale ncwadi?



The book is _____ match
boxes long.

Le ncwadi inde kangangemicinga
yematshisi

e _____



The book is _____ match
boxes wide.

Le ncwadi inobubanzi
obungangemicinga yematshisi

e _____.

USING TEN FRAMES

USEBENZISA IZAKHELO ZESHUMI

Play the number building game. Your teacher will explain the rules.

Dlalani umdlalo wokwakha amanani. Utitshala wenu uza kunicacisela ngemigaqo.

ADDITION AND SUBTRACTION

UKUDIBANISA NOKUTHABATHA

Calculate using ten frames and bottle tops.

Bala usebenzise izakhelo zeshumi neziciko zeebhotile.

	Answer Isiphumo		Answer Isiphumo
a		b	
	$15 + 3 =$ _____		$17 - 4 =$ _____

ADDITION WITH CARRYING AND SUBTRACTION WITH BORROWING

UKUDIBANISA OKUHAMBA NOKUWEZA NOKUTHABATHA OKUNOKUBOLEKA

Play the card game. Your teacher will explain the rules.

Dlalani umdlalo wamakhadi. Utitshala wenu uza kunicacisela ngemigaqo.

LARGE NUMBERS

AMANANI AMAKHULU

Play the board game. Your teacher will explain the rules.

Dlalani umdlalo webhodi. Utitshala wenu uza kunicacisela ngemigaqo.

ADDING AND SUBTRACTING WITH 2 DIGIT NUMBERS

UKUDIBANISA NOKUTHABATHA OKUNAMANANI ANEMIVO EMI-2

Solve the following problems:

Sombulula ezi ngxaki zilandelayo:

a $57 - 30 =$ _____

b $40 + 50 =$ _____

c $32 - 30 =$ _____

d $43 + 40 =$ _____

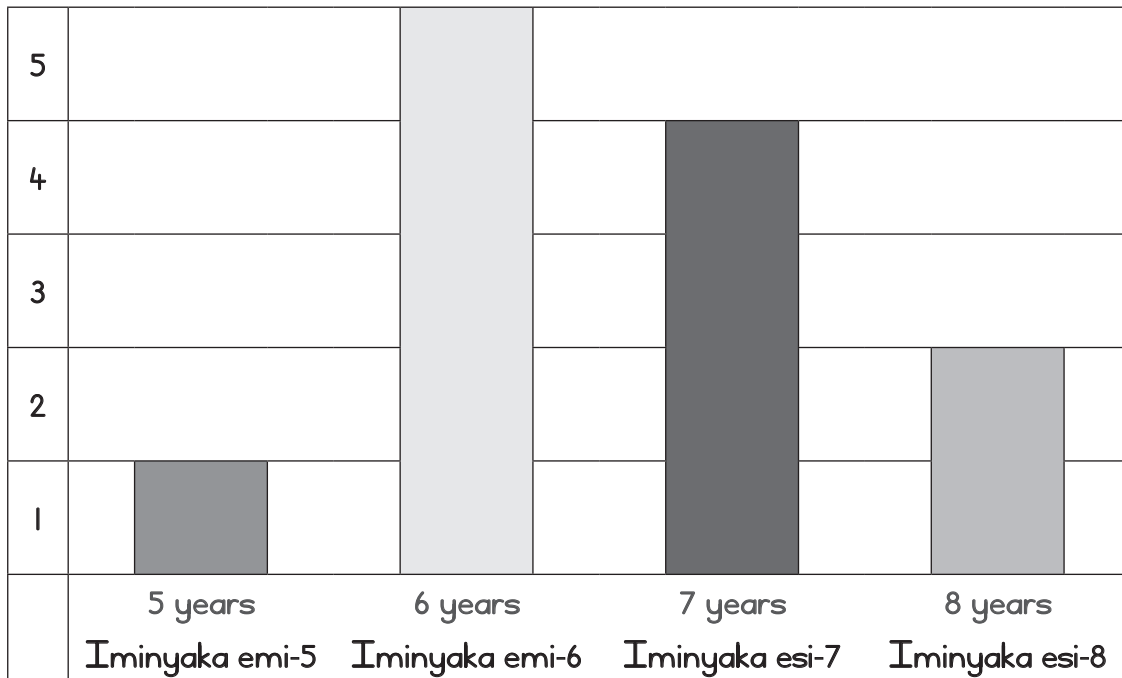
e $79 - 9 =$ _____

DATA HANDLING

UKUSEBENZA NGEENKCUKACHA

The ages of learners in a class

Ubudala babafundi eklasini



- a How many learners are 5 years old?
Bangaphi abafundi abaneminyaka emi-5 ubudala? _____
- b How many learners are 8 years old?
Bangaphi abafundi abaneminyaka esi-8 ubudala? _____
- c How many learners are 6 years old?
Bangaphi abafundi abaneminyaka emi-6 ubudala? _____
- d How many learners are 7 years old?
Bangaphi abafundi abaneminyaka esi-7 ubudala? _____
- e How many more 6 year olds are there than 5 year olds?
Baninzi kangakanani abafundi abaneminyaka emi-6 kunabaneminyaka emi-5?

- f How many less 8 year olds are there than 7 year olds?
Bambalwa kangakanani abafundi abaneminyaka esi-8 kunabaneminyaka esi-7?

Hundred Board (many lessons)
Ibhodi yekhulu (izifundo ezininzi)












1	2	3	4	5	6	7	8	9	10
11	12	13	14	15	16	17	18	19	20
21	22	23	24	25	26	27	28	29	30
31	32	33	34	35	36	37	38	39	40
41	42	43	44	45	46	47	48	49	50
51	52	53	54	55	56	57	58	59	60
61	62	63	64	65	66	67	68	69	70
71	72	73	74	75	76	77	78	79	80
81	82	83	84	85	86	87	88	89	90
91	92	93	94	95	96	97	98	99	100

Place value table (many lessons)


Itheyibhile yexabiso lendawo (izifundo ezininzi)

Tens/Amashumi	Ones/Imivo

Weather calendar (Lesson 28)
Ikhhalenda yemozulu (Isifundo 28)

January/eyoMqungu						
Sun	Mon	Tue	Wed	Thu	Fri	Sat
		1 	2 	3 	4 	5 
6 	7 	8 	9 	10 	11 	12 
13 	14 	15 	16 	17 	18 	19 
20 	21 	22 	23 	24 	25 	26 
27 	28 	29 	30 	31 		

Printed tens – learner size (many lessons)
Amashumi ashicilelweyo – alungele abafundi
(izifundo ezininzi)



Tens number cards (lesson 12-14)

Amakhadi amanani angamashumi (izifundo 12-14)

10	20
30	40
50	60
70	80
90	100

1 to 100 number cards (lesson 3, 11-14)

Amakhadi amanani ukusuka ku-1 ukuya kwi-100

(izifundo 3, 11-14)

1	2	3	4	5
6	7	8	9	10
11	12	13	14	15
16	17	18	19	20
21	22	23	24	25
26	27	28	29	30

31	32	33	34	35
36	37	38	39	40
41	42	43	44	45
46	47	48	49	50
51	52	53	54	55
56	57	58	59	60
61	62	63	64	65

66	67	68	69	70
71	72	73	74	75
76	77	78	79	80
81	82	83	84	85
86	87	88	89	90
91	92	93	94	95
96	97	98	99	100

Money cut-outs – coins (lessons 23–26)

Imisiko yemali – eziinkozo/iingqekembe (izifundo 23–26)



Money cut-outs – notes (lessons 23–26)

Imisiko yemali – engamaphepha (izifundo 23–26)



